

QuietCar®

QuietCar is a water based non-toxic damping compound with a very high loss factor. The product has good adhesion to metal and composite materials and is waterproof after curing. Results range from 6dB to 20dB of overall noise reduction depending on application. QuietCar can achieve loss factors equivalent to conventional damping materials with 16% of the weight and 6% of the bulk.

- Non-toxic, water-soluble, no VOCs
- High material loss factor of 0.7
- Fire tested to comply with FMVSS 302
- Accelerated drying times with heat in under 20 minutes
- Excellent for making older vehicles sound like new

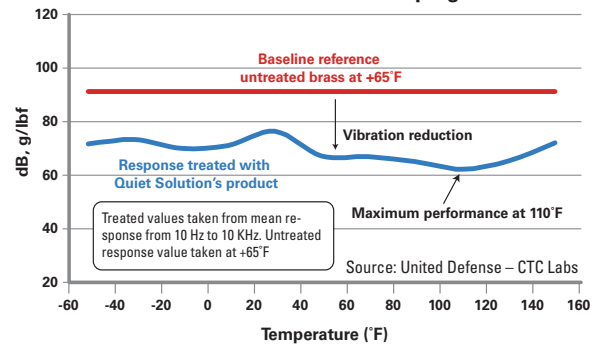
Color	Gray/Black
Density	1650 kg/m ³
Solid Content	>77 wt %
Weight	Wet, 12.5 lbs/ gallon Dry, 8.5 lbs/ gallon
Viscosity	4,000 centipose
Compliance	Low VOCs (<30g/l)
Layer Thickness	0.040"
Drying Time	72 hours
Coverage	2 coats, 20 ft ² / gallon 3 coats, 13 ft ² / gallon
Flash Point	Above 250° F
Storage Temp	40° - 100° F Do not freeze



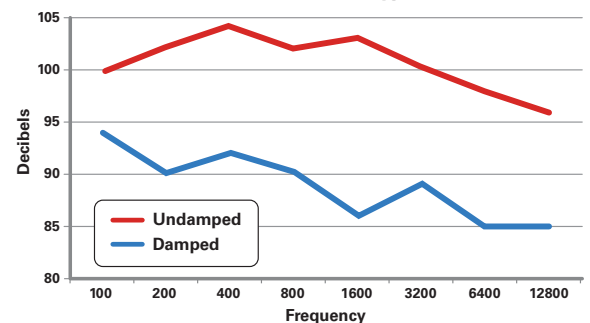
Examples

- Replacement for conventional damping materials such as asphalt-based mats if a higher loss factor is required or if the installation time is limited
- Lower the weight of a certain design while maintaining the target transmission loss factor

Noise & Vibration Damping



dB Reduction in Noise - Typical Results



Made in America

Environmentally friendly, lab tested

QuietCar®

Application of the Product

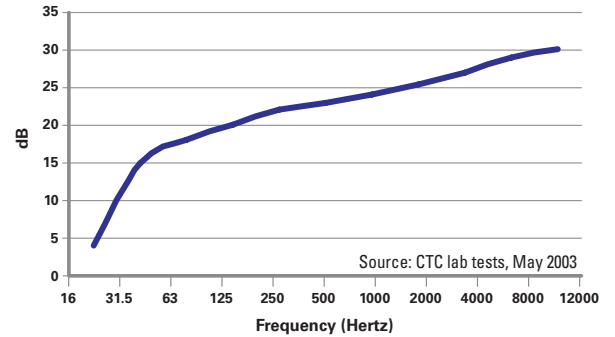
The surface must be free from grease and dirt. Bare steel surfaces may be primed before being sprayed with QuietCar.

Apply with brush, roller, airless sprayer or compressor based air spray. Apply in single coats of 1.0mm thickness. Thicker coats and multiple coats enhance the damping properties. See dry-to-recoat chart to determine drying time needed before a second coat is applied (this is also the tack-free time).

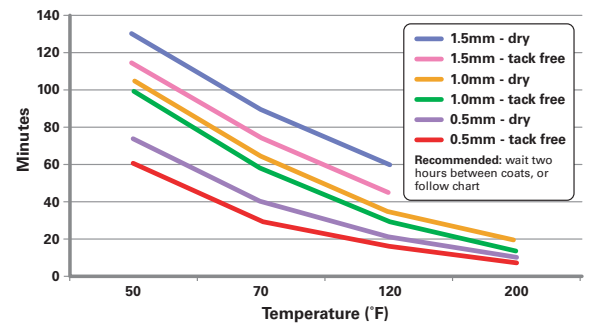
With moderate heating of the metal substrate, the coating will cure in 20 minutes, but continue to develop absorption properties over a 7 day period. After the product is fully cured it can be sanded or painted if desired.



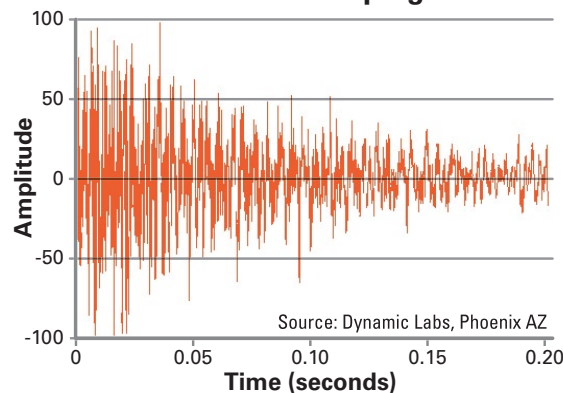
Acoustic Loss



Dry-to-Recoat Time



Before Damping



After Damping

